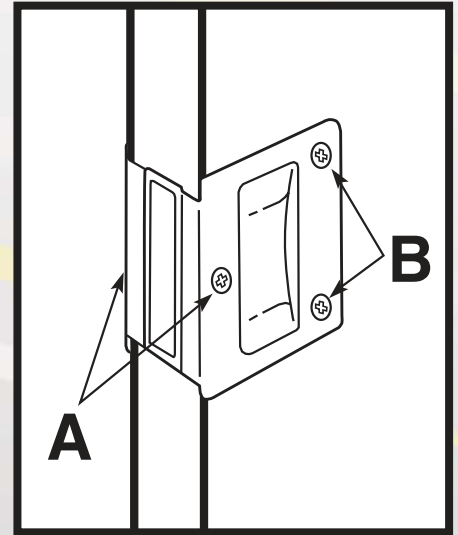
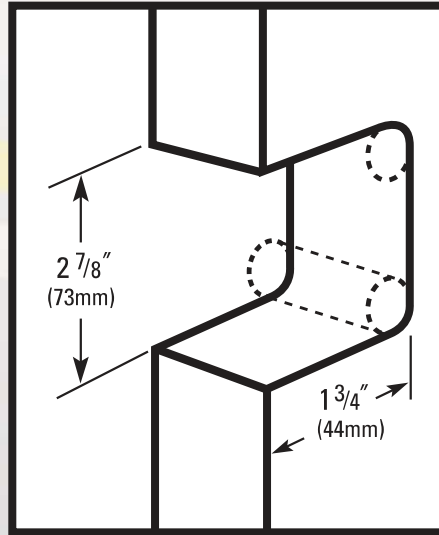
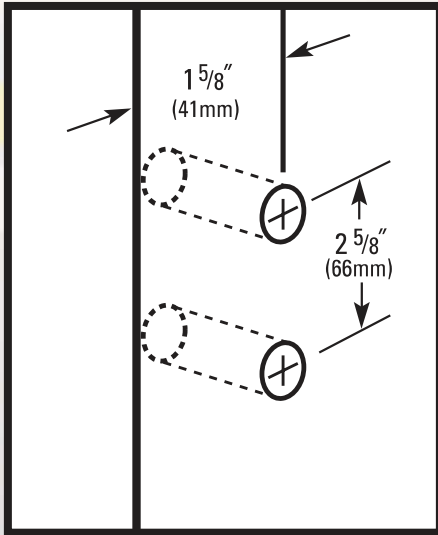




Wear Safety Goggles



For doors 1-3/8" to 1-3/4" thick

1. Drill 1/4" holes through door 1-5/8" back from edge and 2-5/8" apart.
2. Cut notch in door 1-3/4" deep and 2-7/8" high. Use holes drilled in Step-1 to form corners.
3. Place unit in position. Tighten screws "A" equally until unit is centered in notch.
4. Drill 3/32" pilot holes "B" to length of shorter screws and fasten.