

Installation Instructions

C100 functions key instructions for 85 faculty restroom/hotel

*I/C Core Only



For online instructions, assistance or warranty information:
Call 1-800-392-5209 or visit <https://dhwsupport.dormakaba.com/hc/en-us>

1 Instructions

1.1 85 function overview

Latch operated by:

- Inside lever
- Outside key except when blocked by the push button
- Emergency key

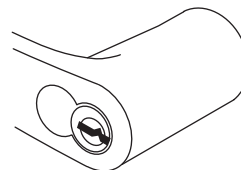
Key is blocked by:

- Inside push button

Key block and push button released by:

- Inside lever
- Closing the door

Outside lever is always locked



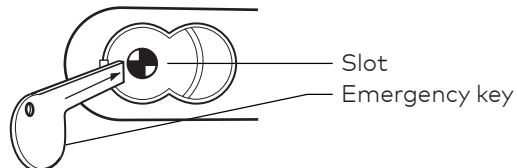
85 function

* Only offered with I/C core levers

2 To use the emergency key:

2.1 Use emergency key

Fig.1

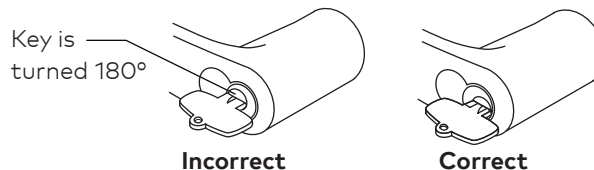


- 2.1.1 Remove the core and tailpiece.
2.1.2 Insert the blade of the emergency key into the slot.
2.1.3 Turn the key and retract the latch.

3 If you cannot remove the operating key:

3.1 Remove operating key

Fig.2



- 3.1.1 Push the inside button.
3.1.2 Make sure the key is in the correct position.
3.1.3 Remove the key.