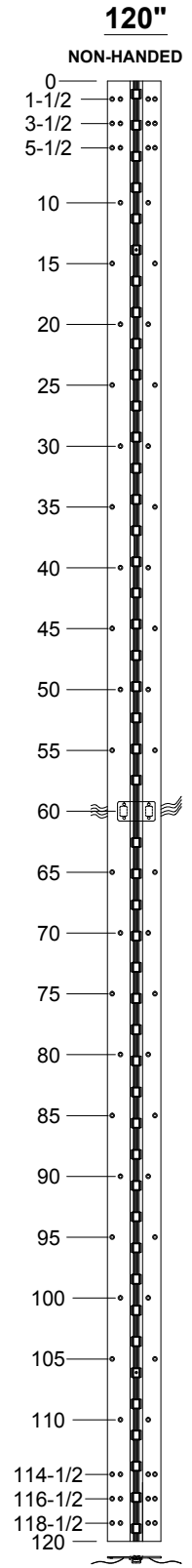
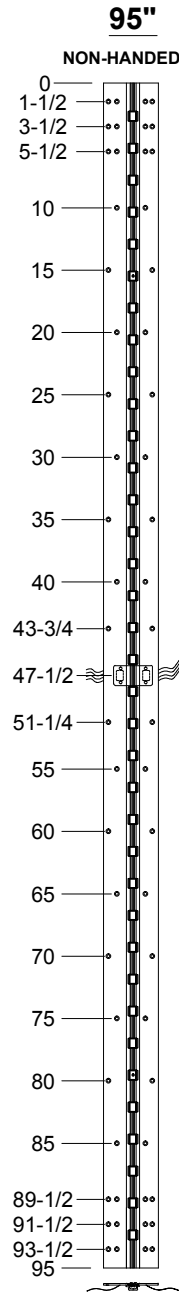
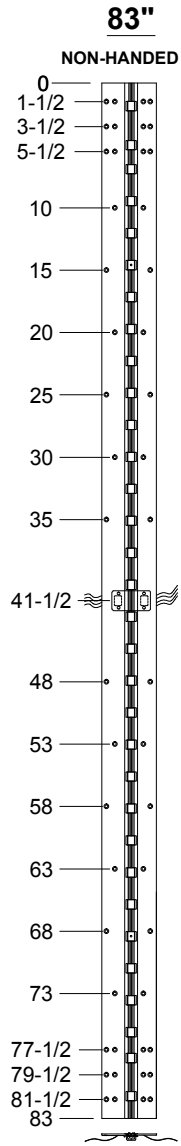


# 672HD - (CE-12) 12 WIRE EASY ACCESS



## 12 WIRE STANDARD

**NOTES:**

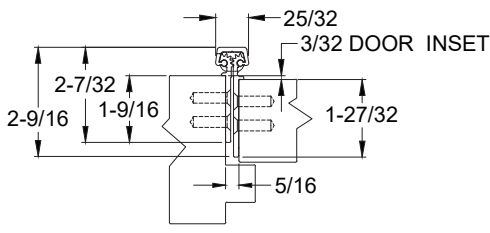
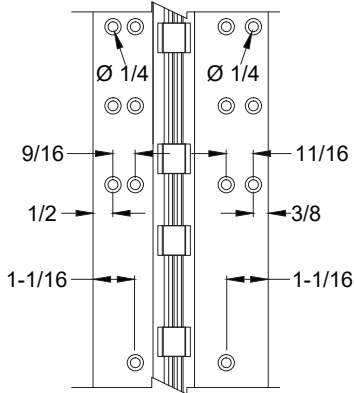
1. HINGES CUT TO CUSTOM LENGTH ARE CUT FROM BOTTOM OF HINGE. CUSTOM CUT HINGE REQUIRES HANDING.



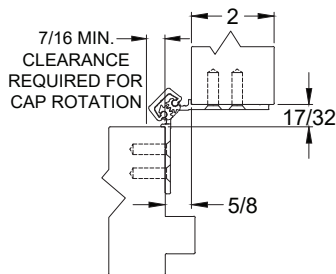
STANDARD HINGE SIZES & SCREW DETAIL				
NOMINAL DOOR HEIGHT		7'0"	8'0"	10'0"
ACTUAL HINGE LENGTH		83"	95"	120"
FRAME	12-24 x 7/8" PHILLIPS FLAT HEAD, UNDERCUT, SELF DRILLING, THREAD FORMING TEK MACHINE SCREW	24	28	32
DOOR	12-24 x 7/8" PHILLIPS FLAT HEAD, UNDERCUT, SELF DRILLING, THREAD FORMING TEK MACHINE SCREW	24	28	32



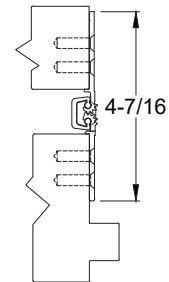
# 672HD - (CE-12) 12 WIRE EASY ACCESS



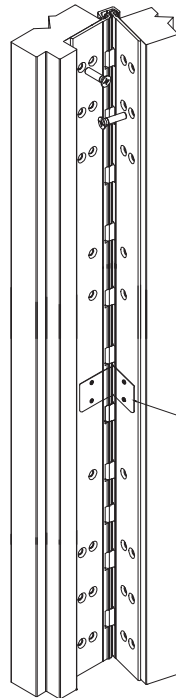
**CLOSED POSITION**



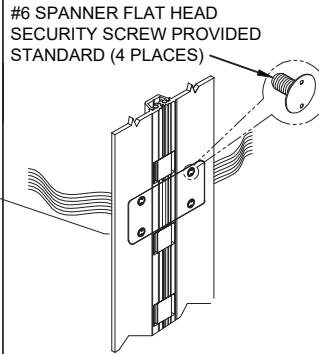
**90° OPENING**



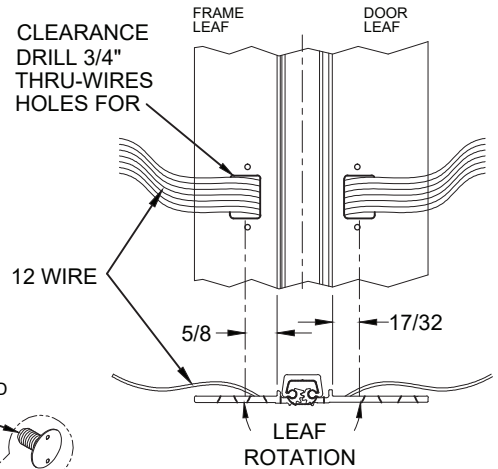
**180° OPENING**



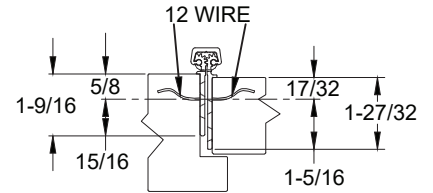
**ISOMETRIC VIEW  
~90° OPENING**



**ISOMETRIC VIEW  
180° OPENING**



**WIRE TRANSFER VIEW**



**WIRE TRANSFER VIEW**

**SPECIFICATION:**

**DESCRIPTION:** SINGLE CONDUCTOR #22 AWG WIRE FOR APPLICATIONS REQUIRING EXTREME FLEXIBILITY.

**CONDUCTOR:** #22 AWG 168/44 (0.002") SOFT BARE COPPER LHL.

**INSULATION:** PROPRIETARY FORMULATION PVC 0.010" NOM. WALL MEETS VW-1 FLAME REQUIREMENT.

**DIAMETER:** 0.053" ± 0.003".

**RESISTANCE:** 16.7 OHMS MAX. @ 20°C, PER 1000 FT.

**VOLTAGE RATING:** 600 VOLTS RMS, DEPENDING ON SPECIFICATION.

**AVAILABLE AS RoHS COMPLIANT.**

