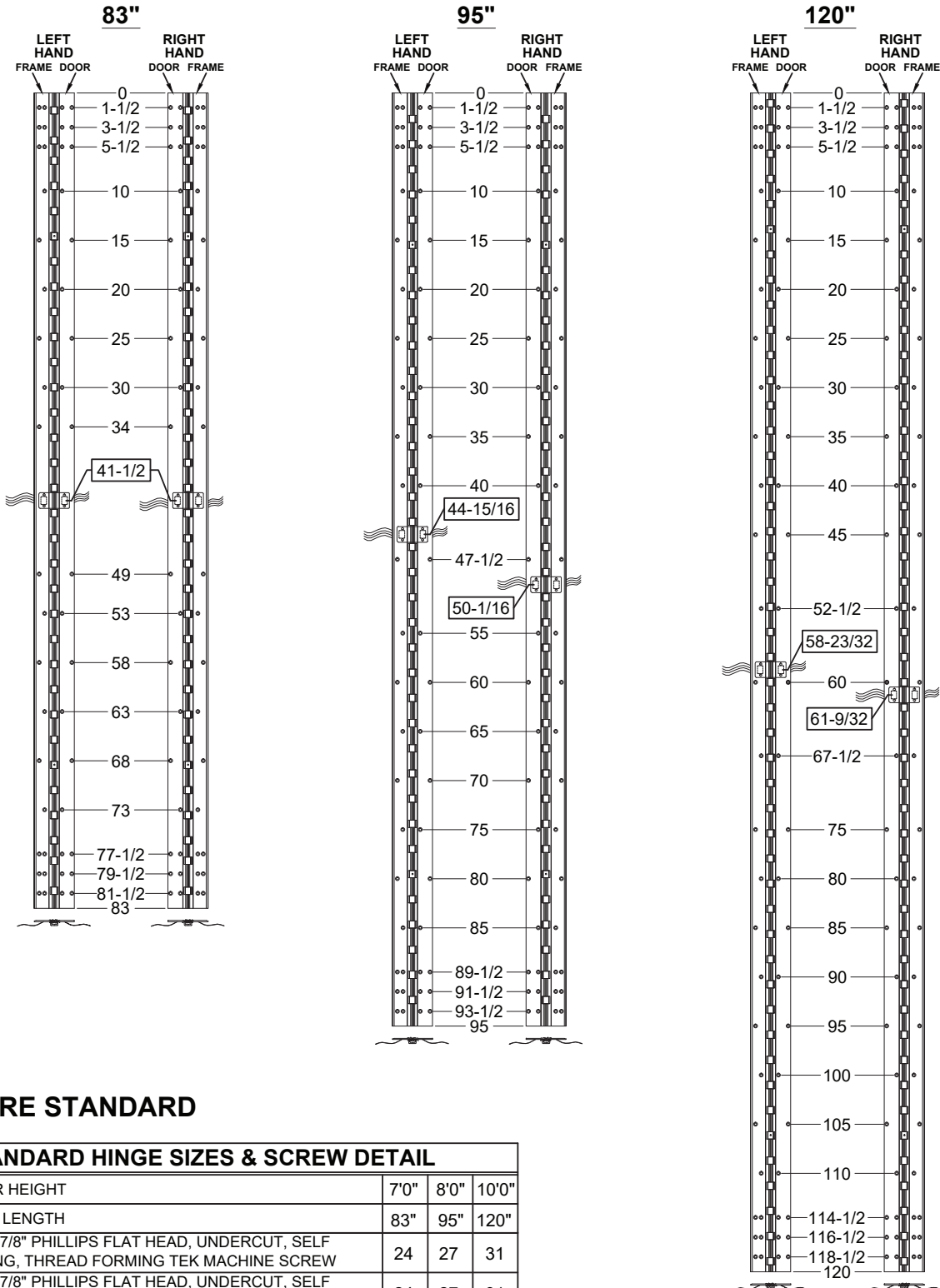


# 671HD - (CE-12) 12 WIRE EASY ACCESS

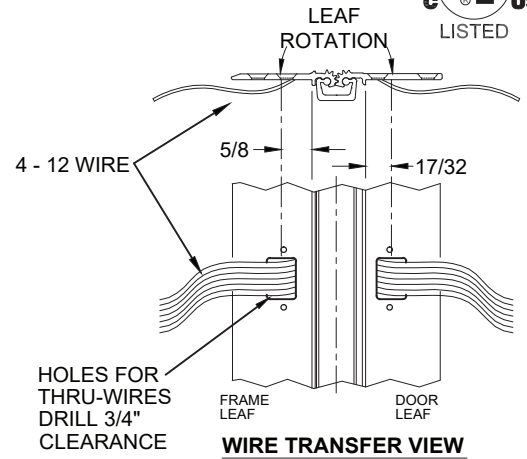
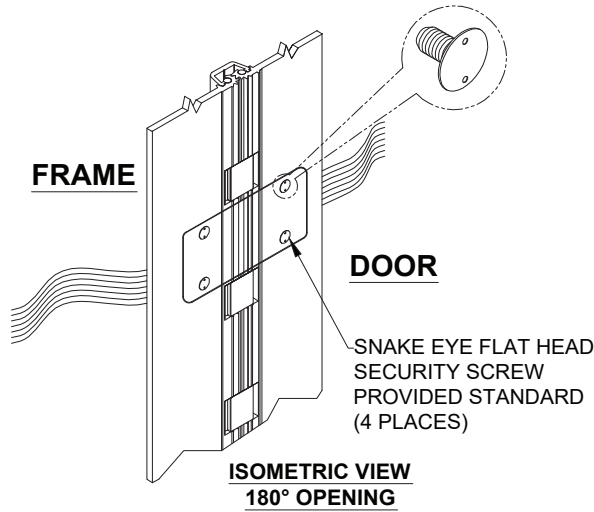
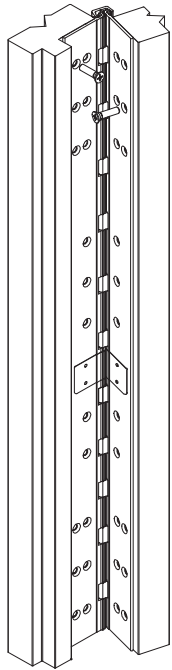


## 4-12 WIRE STANDARD

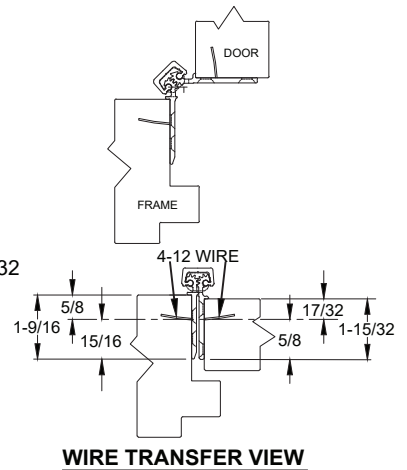
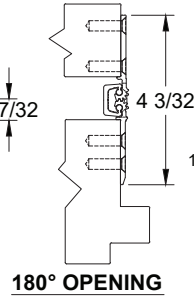
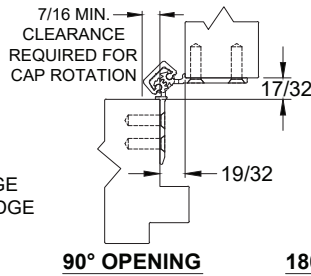
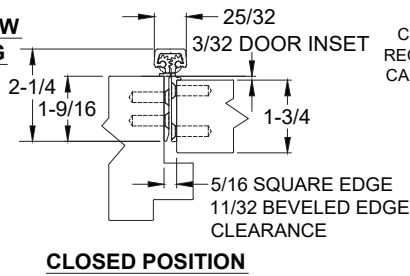
STANDARD HINGE SIZES & SCREW DETAIL				
NOMINAL DOOR HEIGHT		7'0"	8'0"	10'0"
ACTUAL HINGE LENGTH		83"	95"	120"
FRAME	12-24 x 7/8" PHILLIPS FLAT HEAD, UNDERCUT, SELF DRILLING, THREAD FORMING TEK MACHINE SCREW	24	27	31
DOOR	12-24 x 7/8" PHILLIPS FLAT HEAD, UNDERCUT, SELF DRILLING, THREAD FORMING TEK MACHINE SCREW	24	27	31



# 671HD - (CE-12) 12 WIRE EASY ACCESS



**ISOMETRIC VIEW  
~90° OPENING**



**NOTES:**

1. HINGES CUT TO CUSTOM LENGTH ARE CUT FROM BOTTOM OF HINGE.
2. SPECIFY HANDING WHEN ORDERING.

**SPECIFICATION:**

**DESCRIPTION:** SINGLE CONDUCTOR #22 AWG WIRE FOR APPLICATIONS REQUIRING EXTREME FLEXIBILITY.

**CONDUCTOR:** #22 AWG 168/44 (0.002") SOFT BARE COPPER LHL.

**INSULATION:** PROPRIETARY FORMULATION PVC 0.010" NOM. WALL MEETS VW-1 FLAME REQUIREMENT.

**DIAMETER:** 0.053" ± 0.003".

**RESISTANCE:** 16.7 OHMS MAX. @ 20°C, PER 1000 FT.

**VOLTAGE RATING:** 600 VOLTS RMS, DEPENDING ON SPECIFICATION.

**AVAILABLE AS RoHS COMPLIANT.**

