

# Series: 2400, FL2400 Rim Device – Trim Series: 2000 – Strike: S300, S301, S458 – Hollow Metal Door Preparation

For online instructions, assistance or warranty information:  
Call 1-800-392-5209 or visit <https://dhwsupport.dormakaba.com/hc/en-us>

**Reinforcement requirements**

Provide adequate reinforcement to metal covered composite and hollow metal doors for the drilling and tapping for the machine screws.

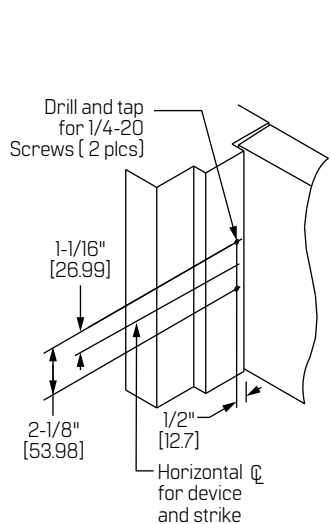
**Sex nuts and bolts**

Sex bolts are required for plastic, wood, metal covered composite and hollow metal doors without reinforcement.

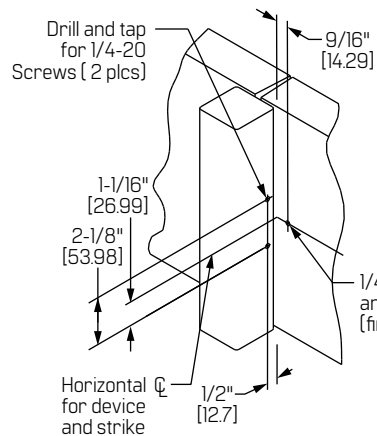
**Sex bolt machining**

Drill 1/4" [6.35] dia. inside  
Drill 3/8 [9.53] dia. outside

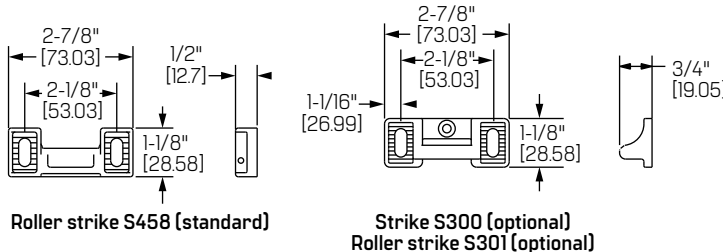
Devices	Trims	A-hole [2] pls	B-hole	C-hole
2401, FL2401	2001		No	No
2402, FL2402	2002	1/4" [6.35] dia inside		
2403, FL2403	2003	13/32" [10.32] dia outside	1-3/8" [34.93] dia. outside	5/8" [15.88] dia. inside



Single door with 5/8" [15.88] stop

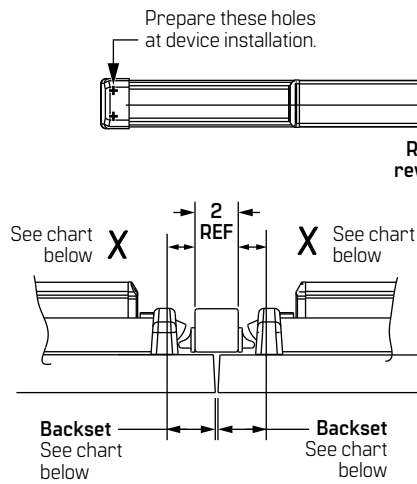


Pair of doors with 811 or 822 mullion



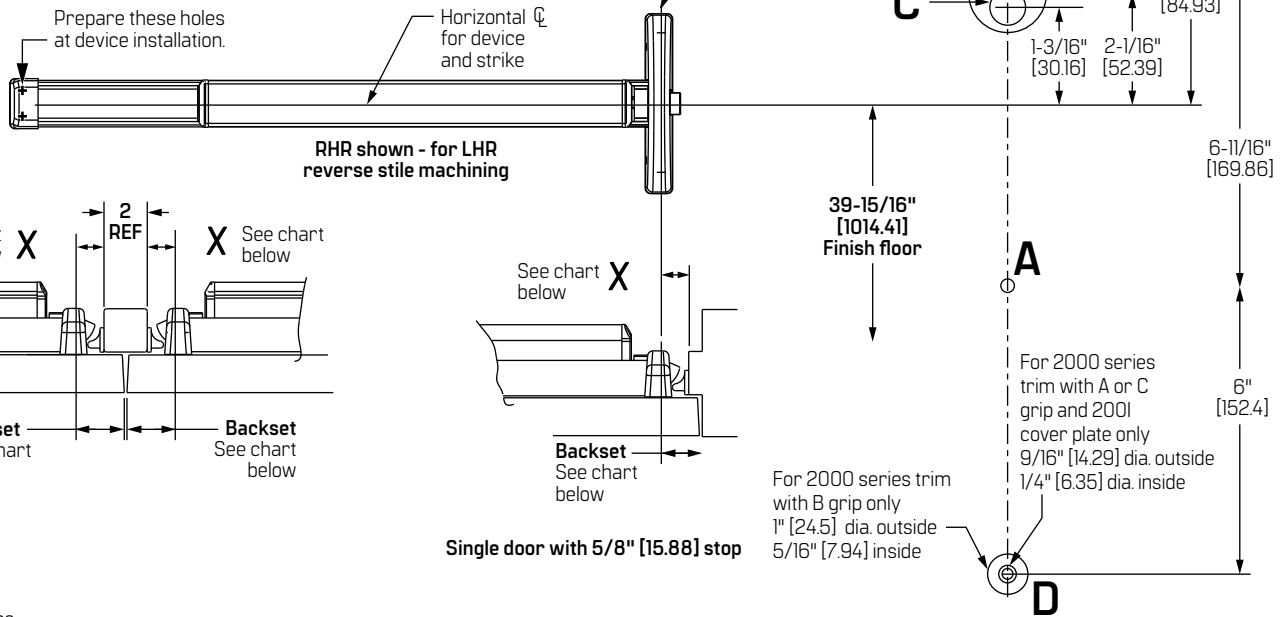
Roller strike S458 (standard)

Strike S300 (optional)  
Roller strike S301 (optional)



Backset  
See chart below

Backset  
See chart below



RHR shown - for LHR reverse stile machining

**Lock stile machining**

Single door with 5/8" [15.88] stop

**NOTE: "LETTER" at end of trim model no. designates grip style. Except as noted. Grip style has no effect on stile machining.**

Strike	Application	Backset	Min. Stile	Dim X
S300	Single door	1-15/16" [49.21]	2-7/8" [73.03]	1-7/16" [36.51]
S301	Pair of doors	2-3/8" [60.33]	3-1/4" [82.55]	
S458	Single door	1-11/16" [42.86]	2-5/8" [66.68]	1-3/16" [30.16]
	Pair of doors	2-1/8" [53.98]	3" [76.2]	