

# Rim Device 2100 & FL 2100 Series x 2000 Trim Hollow Metal Door

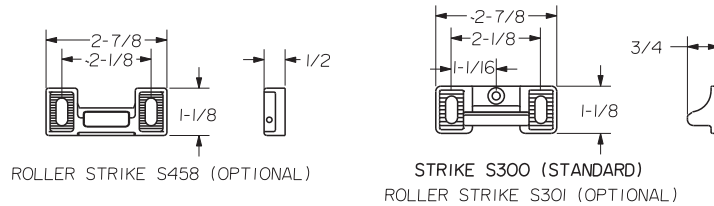
Trim Series: 2000  
 Device Series: 2100 & FL2100  
 Strike: S300, S301, S458



For online instructions, assistance or warranty information:  
 Call 1-800-392-5209 or visit <https://dhwsupport.dormakaba.com/hc/en-us>

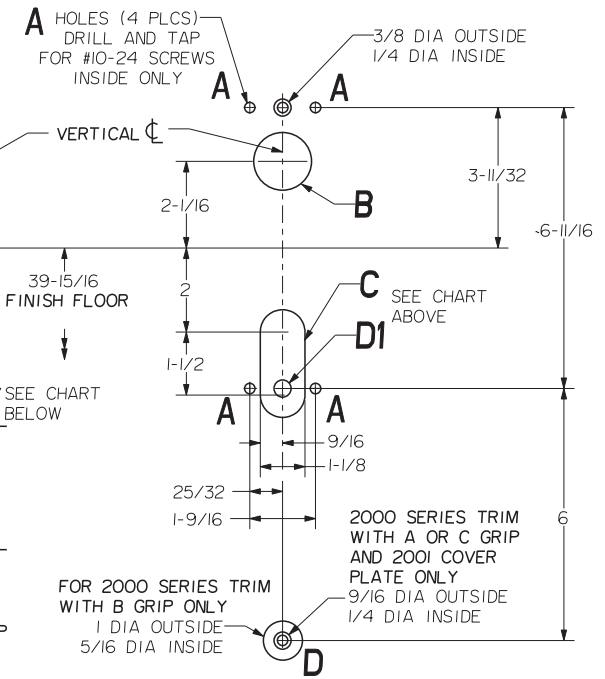
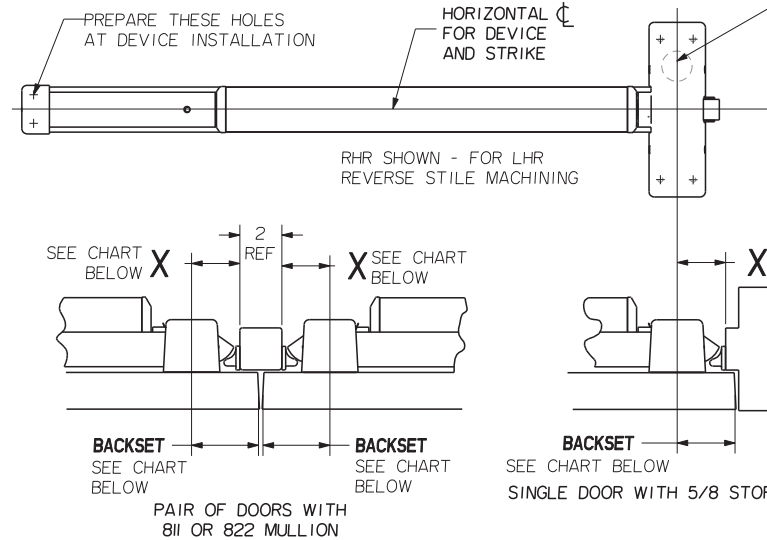
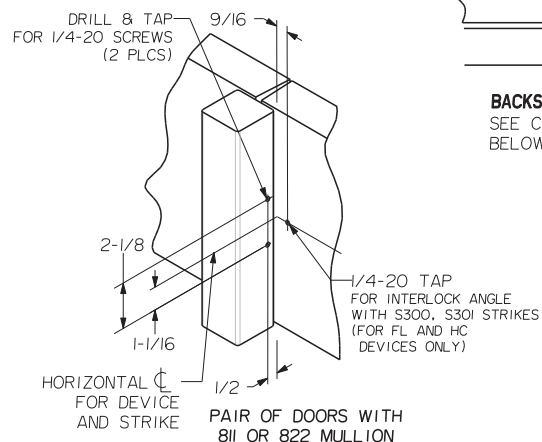
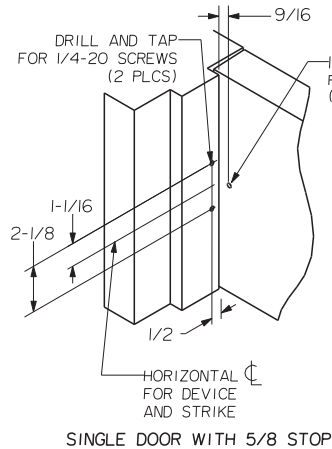
REINFORCEMENT REQUIREMENTS
PROVIDE ADEQUATE REINFORCEMENT TO METAL COVERED COMPOSITE AND HOLLOW METAL DOORS FOR THE DRILLING AND TAPPING FOR THE MACHINE SCREWS.
SEX NUTS AND BOLTS
SEX BOLTS ARE REQUIRED FOR PLASTIC, WOOD, METAL COVERED COMPOSITE AND HOLLOW METAL DOORS WITHOUT REINFORCEMENT
SEX BOLT MACHINING
DRILL 1/4 DIA. INSIDE DRILL 3/8 DIA. OUTSIDE

NOTE:  
 "LETTER" AT END OF TRIM MODEL NO. DESIGNATES GRIP STYLE. EXCEPT AS NOTED, GRIP STYLE HAS NO EFFECT ON STILE MACHINING.



DEVICES	TRIMS	HOLE B 1-3/8 DIA THRU DOOR	SLOT C THRU DOOR	D1
2101, FL2101	2001	NO	NO	3/8 DIA OUTSIDE 1/4 DIA INSIDE
2102, FL2102	2002			
2103, FL2103	2003	YES	YES	NO
E2103, FLE2103	2005			
2105, FL2105				
2110, FL2110	N/A	NO		
2115, FL2115	2015			

## LOCK STILE MACHINING



STRIKE	APPLICATION	BACKSET	MIN. STILE	DIM X
S300 S301	SINGLE DOOR	2-3/4	4-1/4	2-1/4
	PAIR OF DOORS	3-1/8	4-5/8	
S458	SINGLE DOOR	2-9/16	4	2-1/16
	PAIR OF DOORS	2-15/16	4-3/8	