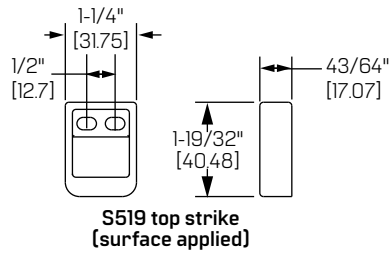


# Series: 2600, 2600LBR – Trim Series: 2908, 2914 – Door Preparation

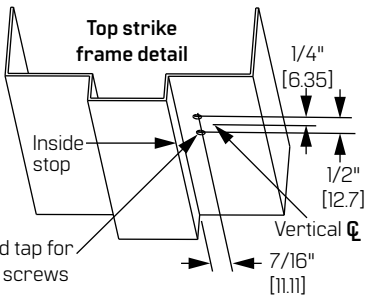
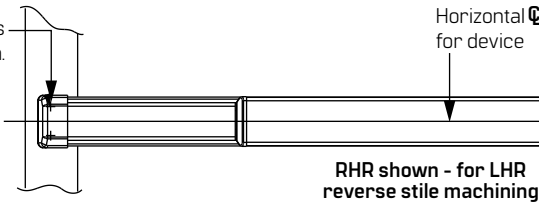
For online instructions, assistance or warranty information:  
Call 1-800-392-5209 or visit <https://dhwsupport.dormakaba.com/hc/en-us>

**Sex bolt machining**

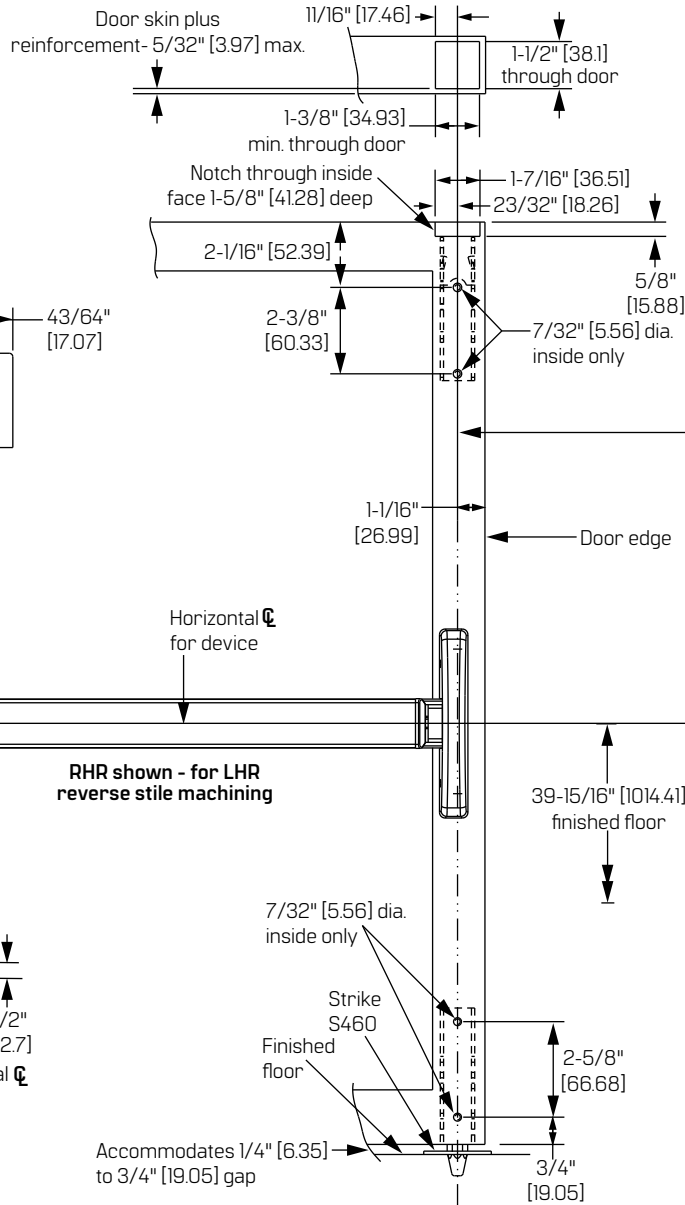
Drill 1/4" [6.35] dia. inside  
Drill 3/8" [9.53] dia. outside



Prepare these holes at device installation.



**NOTE: "LETTER" at end of trim model number designates lever style. Except as noted, lever style has no effect on stile machining.**



LBR devices omit bottom bolt machining.

Devices	Trims	A-hole [2] plcs.	B-hole	C-hole
2608	2908	1/4" [6.35] dia. inside 13/32 [10.32] dia. outside	Outside only	5/8" [15.88] dia. inside 1-3/8" [34.93] dia. outside
2614	2914		Not req'd	

**Lock stile machining**

