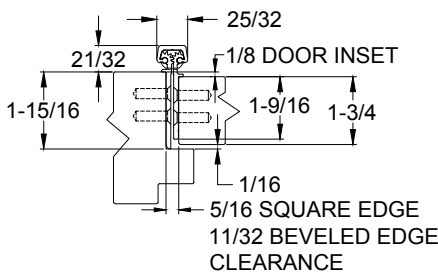
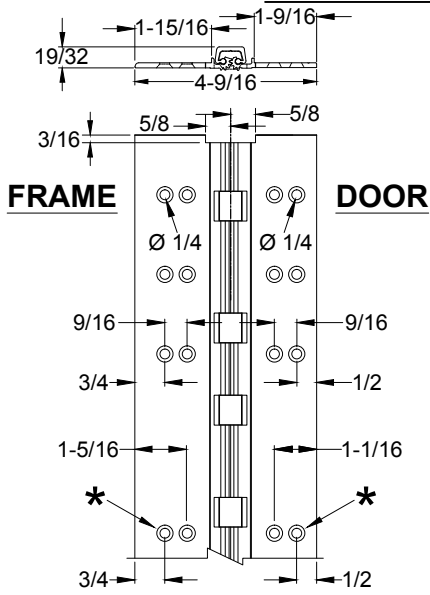
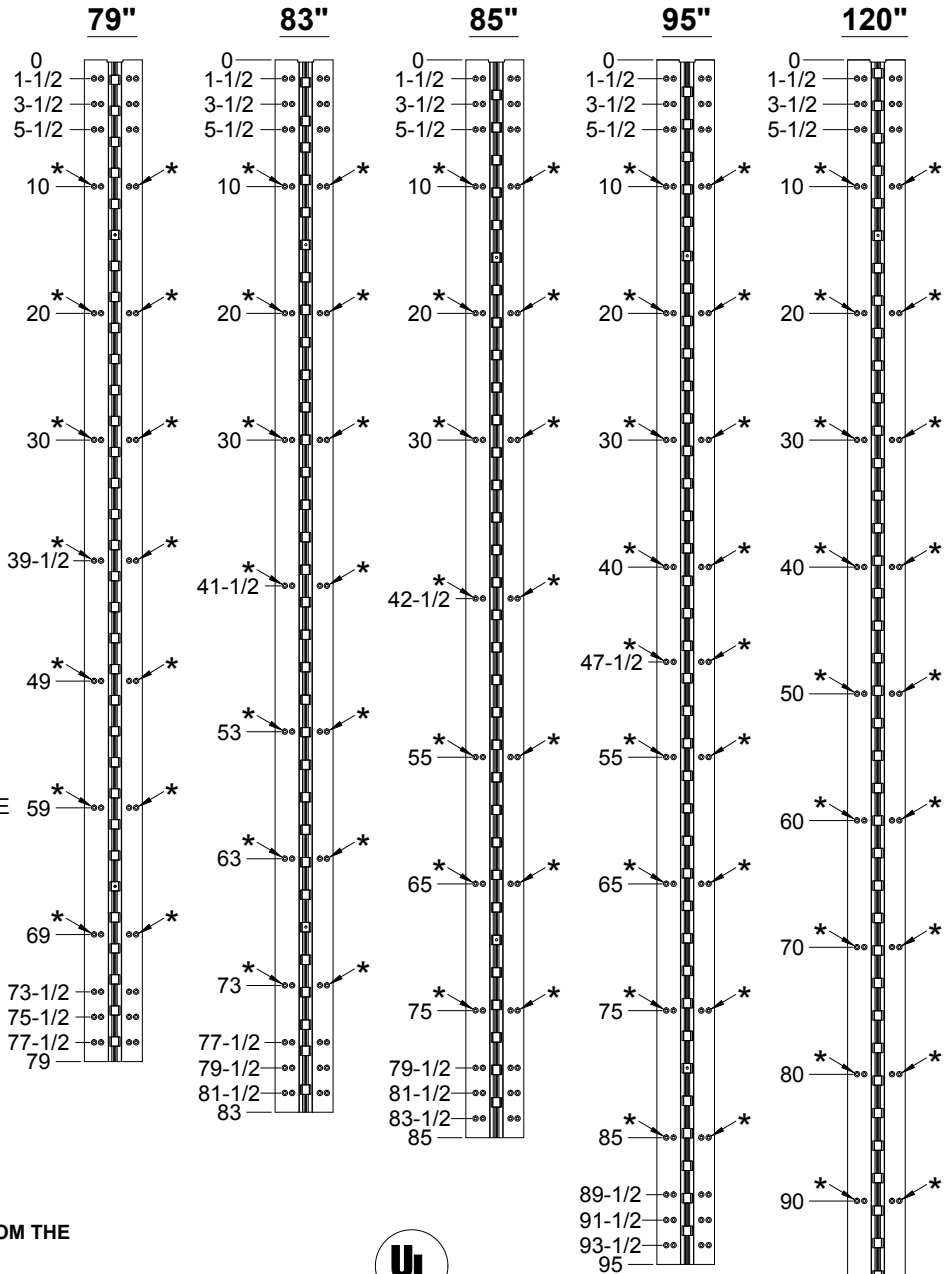
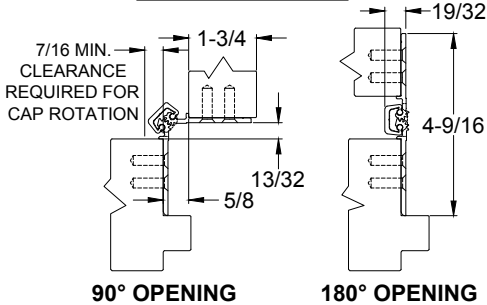


# 667HDLL - ALUMINUM GEARED HINGE, 1/8" INSET, FULL CONCEALED

WITH CUT-OUT FOR SCHOOL CAP LIGATURE RESISTANT BEARING



### CLOSED POSITION



### NOTES:

1. HINGES CUT TO CUSTOM LENGTH ARE CUT FROM THE BOTTOM. PLEASE SPECIFY HANDING.
2. ALL DIMENSIONS ARE IN INCHES.
3. ALL DIMENSIONS ARE TO CENTERLINE OF HOLES.
4. \* = DENOTES EXTRA MOUNTING HOLE FOR THE LEAD-LINE MODEL.



### STANDARD HINGE SIZES & SCREW DETAIL

NOMINAL DOOR HEIGHT		6'8"		7'0"		7'2"		8'0"		10'0"	
ACTUAL HINGE LENGTH		79"		83"		85"		95"		120"	
		HD	LL	HD	LL	HD	LL	HD	LL	HD	LL
FRAME	12-24 x 3/4" PHILLIPS FLAT HEAD, UNDERCUT, SELF DRILLING, THREAD FORMING TEK MACHINE SCREW	19	26	19	26	19	26	21	30	23	34
DOOR	12-24 X 3/4" PH. F.H. UNDERCUT SELF DRILLING THREAD FORMING TEK SCREW	19	26	19	26	19	26	21	30	23	34

# STANLEY

dormakaba USA Inc.  
6161 East 75th Street  
Indianapolis, IN 46250 USA  
Customer Service: 1-855-365-2407

[stanleyhardwarefordoors.com](http://stanleyhardwarefordoors.com)

T91664\_A  
667HDLL-ALUMINUM GEARED HINGE

©2020 All rights reserved.