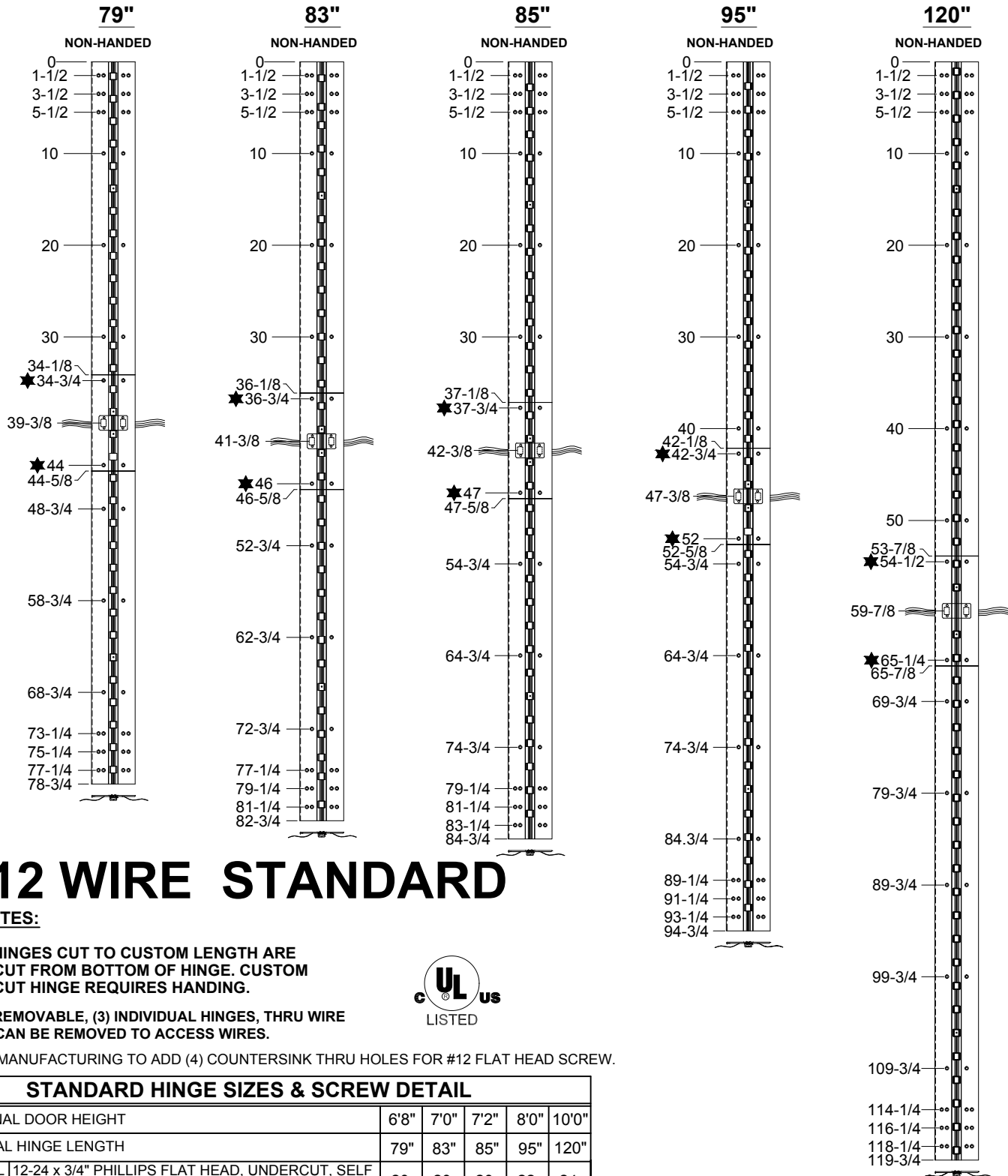


662HD - (CE-12R) 12 WIRE EASY ACCESS WITH REMOVABLE OPTION



12 WIRE STANDARD

NOTES:

1. HINGES CUT TO CUSTOM LENGTH ARE CUT FROM BOTTOM OF HINGE. CUSTOM CUT HINGE REQUIRES HANDING.

R = REMOVABLE, (3) INDIVIDUAL HINGES, THRU WIRE CAN BE REMOVED TO ACCESS WIRES.



★ = MANUFACTURING TO ADD (4) COUNTERSINK THRU HOLES FOR #12 FLAT HEAD SCREW.

STANDARD HINGE SIZES & SCREW DETAIL

NOMINAL DOOR HEIGHT	6'8"	7'0"	7'2"	8'0"	10'0"
ACTUAL HINGE LENGTH	79"	83"	85"	95"	120"
FRAME	12-24 x 3/4" PHILLIPS FLAT HEAD, UNDERCUT, SELF DRILLING, THREAD FORMING TEK MACHINE SCREW				
DOOR	12-24 x 3/4" PHILLIPS FLAT HEAD, UNDERCUT, SELF DRILLING, THREAD FORMING TEK MACHINE SCREW				

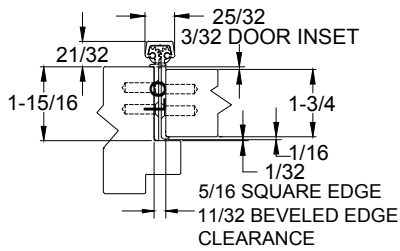
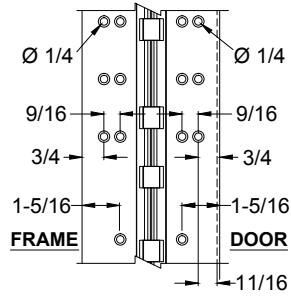
STANLEY

dormakaba USA Inc.
 6161 East 75th Street
 Indianapolis, IN 46250 USA
 Customer Service: 1-855-365-2407

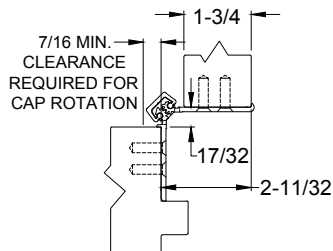
stanleyhardwarefordoors.com

T91650_A
 662HD - (CE-12R) 12 WIRE EASY
 ACCESS WITH REMOVABLE OPTION
 ©2020 All rights reserved.

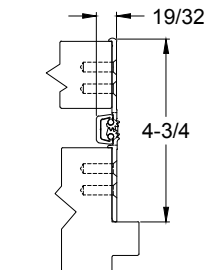
662HD - (CE-12R) 12 WIRE EASY ACCESS WITH REMOVABLE OPTION



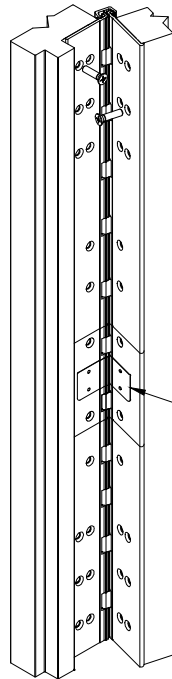
CLOSED POSITION



90° OPENING

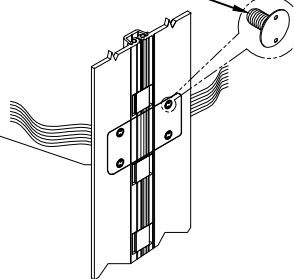


180° OPENING

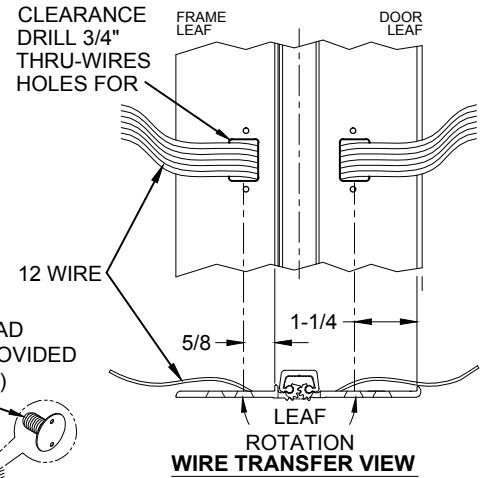


**ISOMETRIC VIEW
~90° OPENING**

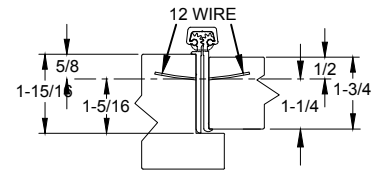
#6 SPANNER FLAT HEAD SECURITY SCREW PROVIDED STANDARD (4 PLACES)



**ISOMETRIC VIEW
180° OPENING**



**WIRE TRANSFER VIEW
ROTATION**



WIRE TRANSFER VIEW

SPECIFICATION:

DESCRIPTION: SINGLE CONDUCTOR #22 AWG WIRE FOR APPLICATIONS REQUIRING EXTREME FLEXIBILITY.

CONDUCTOR: #22 AWG 168/44 (0.002") SOFT BARE COPPER LHL.

INSULATION: PROPRIETARY FORMULATION PVC 0.010" NOM. WALL MEETS VW-1 FLAME REQUIREMENT.

DIAMETER: 0.053" ± 0.003".

RESISTANCE: 16.7 OHMS MAX. @ 20°C, PER 1000 FT.

VOLTAGE RATING: 600 VOLTS RMS, DEPENDING ON SPECIFICATION.

AVAILABLE AS RoHS COMPLIANT.

STANLEY

dormakaba USA Inc.
6161 East 75th Street
Indianapolis, IN 46250 USA
Customer Service: 1-855-365-2407

stanleyhardwarefordoors.com

T91650_A
662HD - (CE-12R) 12 WIRE EASY
ACCESS WITH REMOVABLE OPTION
©2020 All rights reserved.