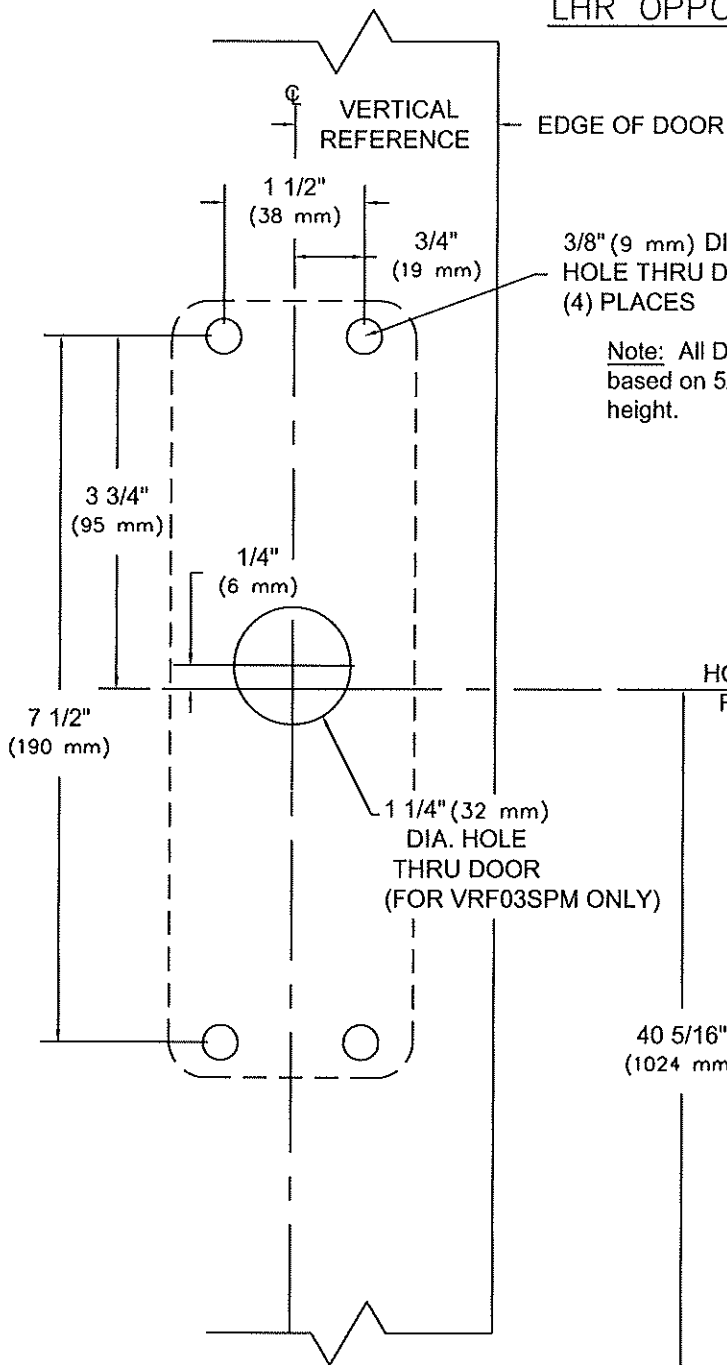
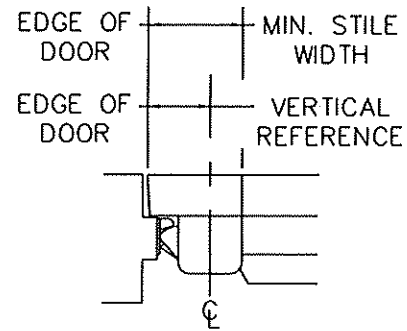


RHR SHOWN  
LHR OPPOSITE

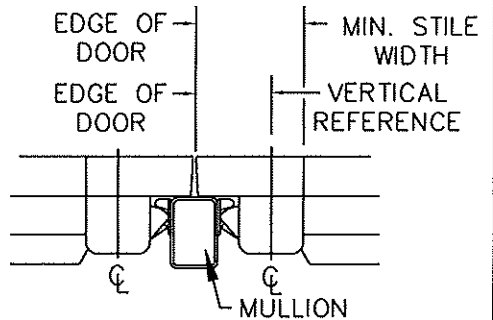


3/8" (9 mm) DIA. HOLE THRU DOOR. (4) PLACES

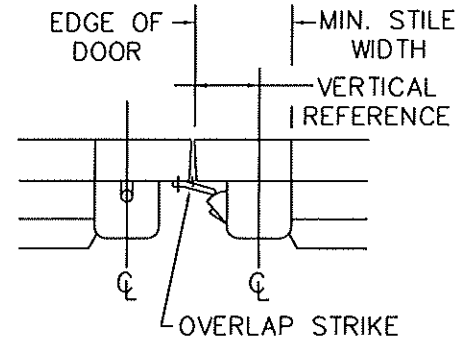
Note: All Dimensions based on 5/8" stop height.



STOP	STRIKE	VERT. REF.	MIN. STILE
BLADE (cutout)	430	2 1/16" (52 mm)	3 1/2" (89 mm)
	486	2 13/16" (72 mm)	4 1/4" (108 mm)
	463		



MULLION	STRIKE	VERT. REF.	MIN. STILE
1310	463	2 3/4" (70 mm)	4 3/16" (106 mm)
	486		
1330	ALL	3" (76 mm)	4 7/16" (113 mm)
F1300	ALL	3 1/4" (83 mm)	4 9/16" (116 mm)
1340KR F1340KR	ALL	3 1/4" (83 mm)	4 9/16" (116 mm)



STRIKE	VERT. REF.	MIN. STILE
320	2 1/2" (64 mm)	4" (102 mm)

NOTES: FINISHED FLOOR LINE OR TOP OF THRESHOLD

1. SEE MASTER SHEET #T-0001 FOR SUGGESTED DOOR REINFORCEMENT.
2. SEE ADDITIONAL TRIM TEMPLATE WHEN REQUIRED.
3. DEVICE WILL COVER STANDARD SDI CUTOUT.

REV. No. 3

REVISION: Update dimensions

DATE: 10-10-11



9300 & F9300 x VRF02SPM & VRF03SPM  
RIM TYPE EXIT DEVICE

TEMPLATE NUMBER  
T-9314 ③