

Door Closer Models: EHD9016 DST Door Saver [Parallel Arm Mount] With Backplate BP90 for Use with Standard Spacer Block or Optional NFHD Bracket Drilling Instructions

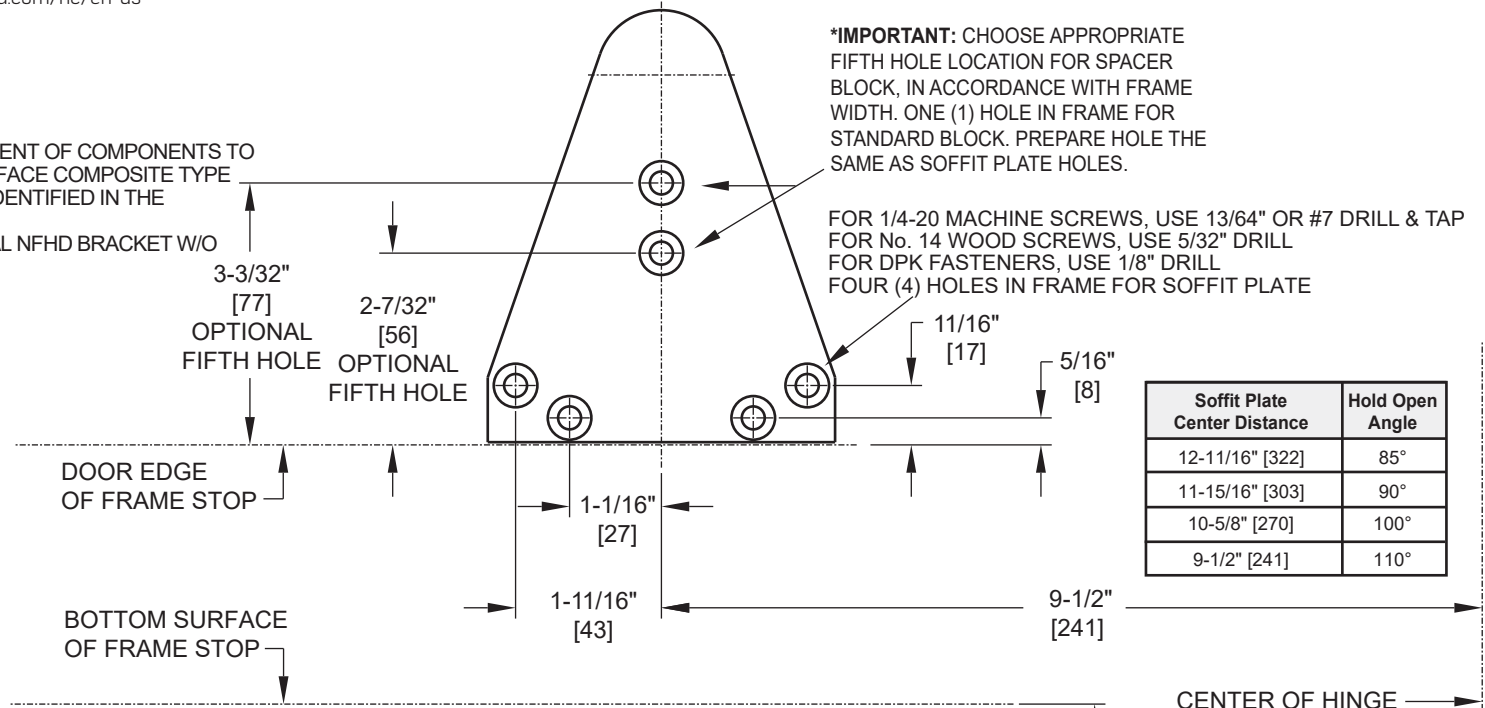
For online instructions, assistance or warranty information:
Call 1-800-392-5209 or visit <https://dhwsupport.dormakaba.com/hc/en-us>

NOTES:

- 1) DRAWING IS NOT TO SCALE.
- 2) DIMENSIONS ARE IN INCHES / [MM].
- 3) RIGHT HAND DOOR IS SHOWN.
- 4) 110° MAX OPENING IS SHOWN.
- 5) CAUTION: SEX NUTS ARE REQUIRED FOR ATTACHMENT OF COMPONENTS TO UNREINFORCED DOORS AND TO WOOD OR PLASTIC FACE COMPOSITE TYPE FIRE DOORS, UNLESS AN ALTERNATIVE METHOD IS IDENTIFIED IN THE INDIVIDUAL DOOR MANUFACTURER'S LISTINGS.
- 6) FOR FRAME WIDTHS 4-1/2" AND LESS, USE OPTIONAL NFHD BRACKET W/O STANDARD SPACER BLOCK.
- 7) MINIMUM DOOR WIDTH IS 26".
- 8) DPK FASTENERS FOR STEEL DOOR & FRAME ONLY.

***IMPORTANT:** CHOOSE APPROPRIATE FIFTH HOLE LOCATION FOR SPACER BLOCK, IN ACCORDANCE WITH FRAME WIDTH. ONE (1) HOLE IN FRAME FOR STANDARD BLOCK. PREPARE HOLE THE SAME AS SOFFIT PLATE HOLES.

FOR 1/4-20 MACHINE SCREWS, USE 13/64" OR #7 DRILL & TAP
FOR No. 14 WOOD SCREWS, USE 5/32" DRILL
FOR DPK FASTENERS, USE 1/8" DRILL
FOUR (4) HOLES IN FRAME FOR SOFFIT PLATE

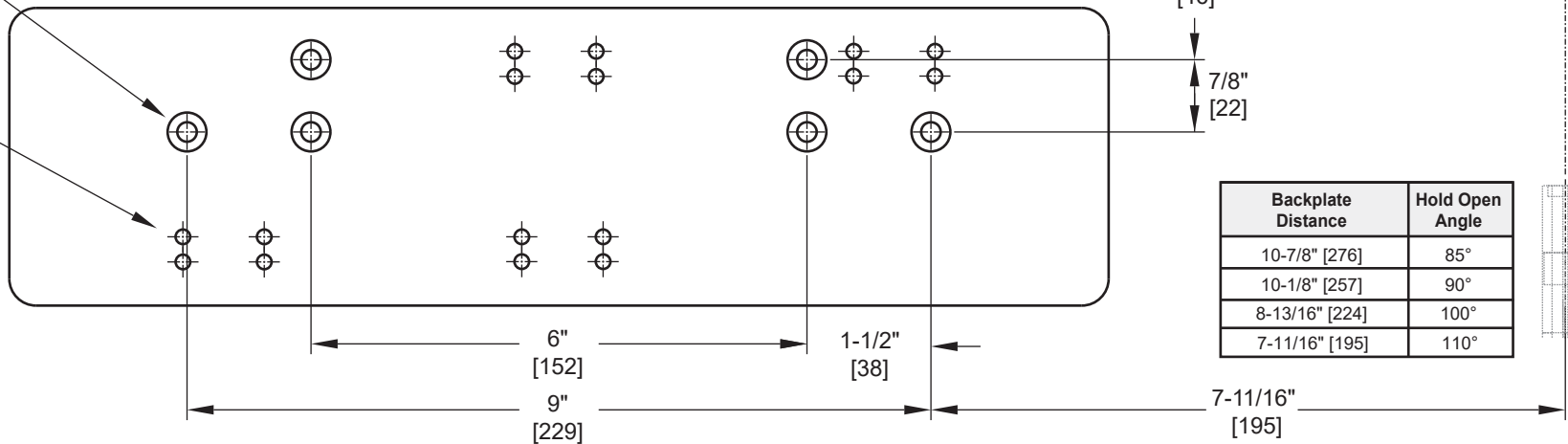
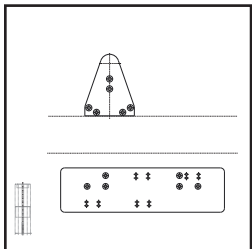


Soffit Plate Center Distance	Hold Open Angle
12-11/16" [322]	85°
11-15/16" [303]	90°
10-5/8" [270]	100°
9-1/2" [241]	110°

FOR 12-24 MACHINE SCREWS, USE 11/64" OR #16 DRILL & TAP
FOR No. 12 WOOD SCREWS, USE 9/64" DRILL
FOR DPK FASTENERS, USE 1/8" DRILL
FOR SEX NUTS, USE 3/8" DRILL
FOUR (4) HOLES IN DOOR FOR PLATE

CLOSER INSTALLS TO TOP SETS OF SMALL HOLES USING #12-24 MACHINE SCREWS

LEFT HAND DOOR ORIENTATION:



Backplate Distance	Hold Open Angle
10-7/8" [276]	85°
10-1/8" [257]	90°
8-13/16" [224]	100°
7-11/16" [195]	110°

Not to scale. Measurements are for reference only.
Not a drilling template.